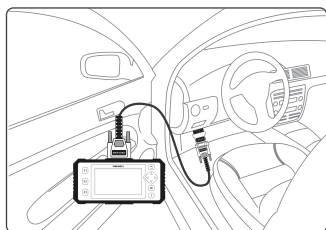


Diagnostic Operations

- Before start diagnosis, please make sure:
 - The ignition switch is turned to ON position.
 - The engine is off.
 - The vehicle battery voltage is between 10-14 volts.
 - The scanner is correctly connected to the vehicle.
- Don't connect or disconnect the equipments while the ignition is on or the engine is running.

- Establish communication with the vehicle via diagnostic cable.
- Identify the vehicle either by VIN reading or entering vehicle specifications manually.
- Find the control modules installed in the vehicle either by Quick Scan or manual selection.
- Start the tests and make records of test data when necessary.

Vehicle Connection

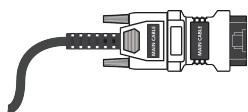


- Locate the data link connector(DLC) under the dash on the driver side of the vehicle.
- Connect the diagnostic cable to the scanner and plug it to the vehicle DLC.
- Switch the ignition key to the ON position.
- Go to Main menu to choose diagnostic software to start test.

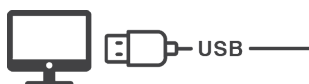
Powering up the scanner

Before using the scanner, make sure to provide power to the scanner.
The unit operates on any of the following sources:

12-volt vehicle power

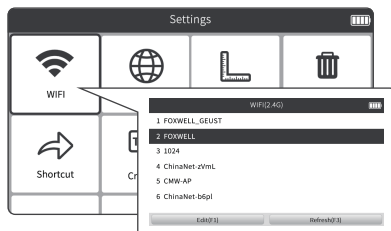


USB connection to computer

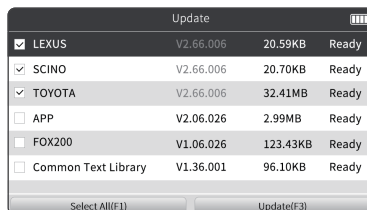
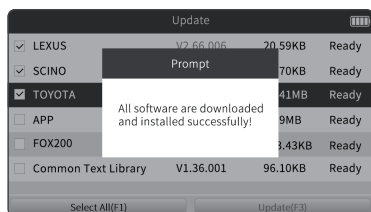


Update

Before updating, please make sure you have created a Foxwell ID and your network works correctly.



- 1 Enter **Update** and select an available WIFI to connect.



- 2 Choose the software you wish to update and click the **Update** or **Select All** button to download.

- 3 When all are updated, an **"All software downloads are successfully installed!"** message displays.

Serial Number

To find the serial number:


1. On the back of the main unit.

Multi-System Scanner

Rated input 8-18V DC
Operating temperature 0°C-60°C
Storage temperature -20°C-70°C







2. In the scanner Settings-About page.



Contact Us

For service and support, please contact us.

-  WebSite : www.foxwelltech.us
-  E-mail : support@foxwelltech.com
-  Service Number : + 86 - 755 - 26697229
-  Fax : + 86 - 755 - 26897226



REGISTER YOUR PRODUCT AT
<http://www.foxwelltech.us/register.html>

Pictures illustrated here are for reference only and this Quick Start Guide is subject to change without prior notice. For more detailed operations, please refer to the User's Manual.