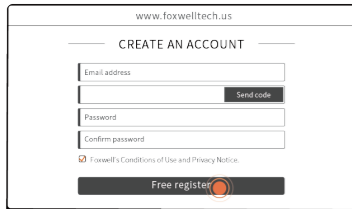


To Register Through Website



1 Visit Foxwell website www.foxwelltech.us and press **Register** icon, or go to the registration page by selecting **Support** from home page and then click **Register**.



2 Enter one of your email addresses as your user ID and click the **Send Code** button. Find the security code in your mailbox, input the code, create a password and click **Free Registration** to complete.

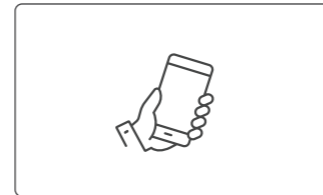


3 Sign in to the Member Center, click **New Registration**, input the right serial number and click **Submit** to activate the product. **(Password is not required)**

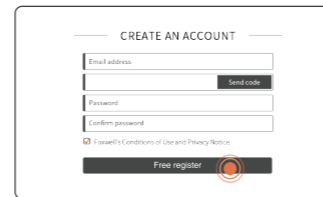
Register by Scanning QR Code



1 Enter **Update** and connect WIFI, then scan the QR code to register.



2 Scan the QR code and enter your own email address. Click "Send code" to find the verification code in your mailbox .

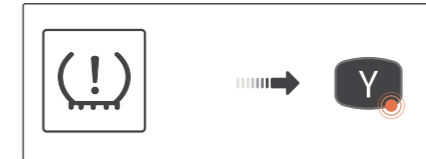


3 Create a password and then click "**Free registration**" to complete.

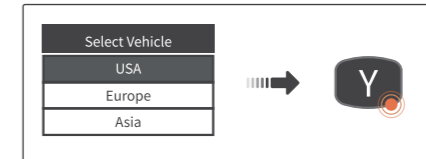


4 After logging in successfully, click the **Submit** button to complete product registration when the serial number shows automatically or input correct serial number manually.

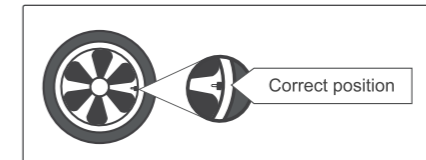
TPMS Sensor Activation



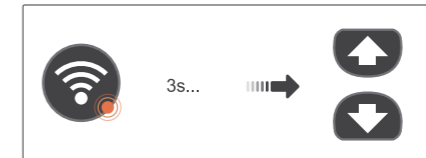
1 Highlight TPMS from the main menu and select the vehicle model as need.



2 Select Trigger from the available menu.



3 Place the tool to the correct position to ensure sensor activation and decode.

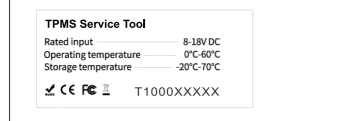


4 Press **Activate** to test the TPMS. If test passes, TPMS data will be briefly displayed for 3 seconds.

Serial Number

To find the serial number:

1. On the back of the main unit.

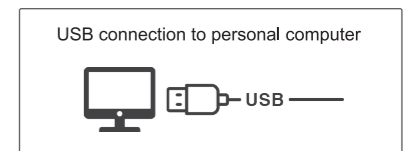
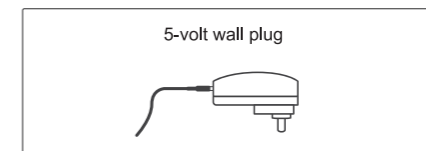


2. In the scanner About page.



Battery Charging

The scanner has a built-in lithium-ion polymer rechargeable battery. The unit charges on any of the following sources:

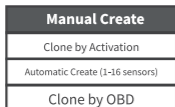


TPMS Sensor Programming

Manual Create



Highlight **TPMS** from the main menu and select the vehicle model as need.



Select **Programming—Manual Create** from the available menu.



Input the sensor ID in the dialog box and press **Y** to continue.



Place a new Foxwell sensor near the TPMS tool (around 0-20 cm).

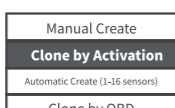


Press **F3** to start the programming when the tool detect the sensor.

Clone by Activation



Highlight **TPMS** from the main menu and select the vehicle model as need.



Select **Programming—Clone by Activation** from the available menu.



Place the tool near the original sensor to be copied and press **Activate** to continue.



After trigger successfully, press **Y** to continue.



Place a new Foxwell sensor near the TPMS tool (around 0-20 cm).

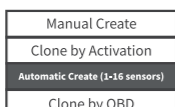


Press **F3** to start the programming when the tool detect the sensor.

Automatic Create (1-16 sensors)



Highlight **TPMS** from the main menu and select the vehicle model as need.



Select **Programming—Automatic Create** from the available menu.



Place new Foxwell sensors(1-16) near the TPMS tool (around 0-20 cm).

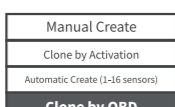


Press **F3** to start the programming when the tool detect the sensor.

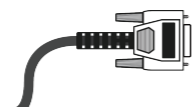
Clone by OBD



Highlight **TPMS** from the main menu and select the vehicle model as need.



Select **Programming—Clone by OBD** from the available menu.



Connect the TPMS tool with the vehicle via **OBDII cable** and turn the ignition on.



Select the sensor ID to be copied after reading ID information successfully and press **Y** to continue.



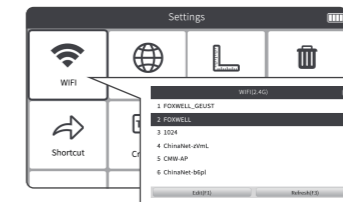
Place a new Foxwell sensor near the TPMS tool (around 0-20 cm).



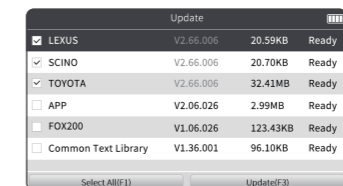
Press **F3** to start the programming when the tool detect the sensor.

Update

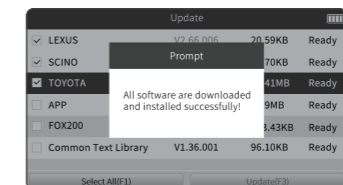
Before updating, please make sure you have created a Foxwell ID and your network works correctly.



1 Enter **Update** and select an available WIFI to connect.



2. Choose the software you wish to update and click the **Update** or **Select All** button to download.



3 When all are updated, an “**All software downloads are successfully installed!**” message displays.

Contact Us

For service and support, please contact us.

- Website : www.foxwelltech.us
- E-mail : support@foxwelltech.com
- Service Number : + 86 - 755 - 26697229
- Fax : + 86 - 755 - 26897226



REGISTER YOUR PRODUCT AT
<http://www.foxwelltech.us/register.html>